



# DAMPER

Pneumatic, automatic pulsation dampeners Realized in:  
PP, PVDF, ALUMINIUM, SS AISI 316, POMc  
Applicable to all size of pumps.  
ATEX ZONE 2 AND ZONE 1 CERTIFICATION  
Available also in FOOD version.





# DAMPER

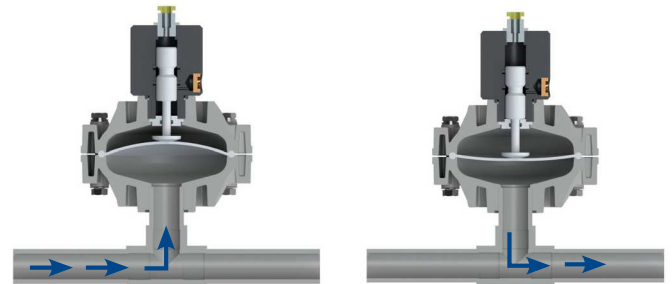
The active pulsation dampener is the most efficient way to remove pressure variations on the discharge of the pump. Flumac pulsation dampener works actively with compressed air, setting automatically the correct pressure to minimize the pulsations. Pulsation dampeners require minimum maintenance and are, subject to the requirements of the application, available in the same housing and diaphragm materials as the pump.

## HOW IT WORKS

The pulsating flow of the discharge forces the diaphragm upwards where it is cushioned by the air in the chamber. The flexing of the diaphragm absorbs the pulsation giving a smooth flow.




**Significant Pulsation Reduction with an average 70% - 80% pulsation reduction in high back pressure applications.**




## APPLICATION

- **METERING/INJECTION/DOSING:**  
Equalizes discharge pressure spikes, increasing accuracy;
- **FILTER PRESS/INLINE FILTERS:**  
Increases filter efficiency and life by providing a smooth flow;
- **SPRAYING:**  
Smooth, consistent spray pattern;
- **FILLING:**  
Eliminates inconsistent filling and splashing;
- **TRANSFER:**  
Eliminates harmful water hammer, preventing pipe and valve damage.

## INSTALLATION



## PORT POSITION



# D20



PP

Fluid connections **3/4" BSP**  
 Air connection **6 mm**  
 Max air pressure **7 bar**  
 Capacity Volume **80 CC ~**

**ATEX ZONE 2** certification as Standard and, on request, **ATEX ZONE 1**.

**APPLY TO:**  
7 - 18 - 30



PVDF+CF

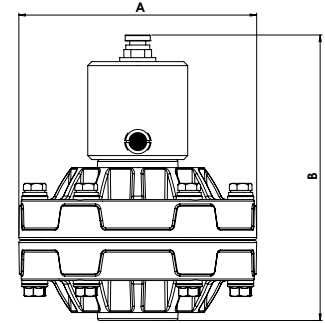


POMc



AISI

	PP	PVDF	POMc	AISI
<b>A (mm)</b>	119	119	119	119
<b>B (mm)</b>	143	143	143	143
<b>Net Weight Kg</b>	0,65	0,7	0,65	2
<b>Max Temperature</b>	+65°C	+95°C	+80°C	+95°C
<b>Min Temperature</b>	-4°C	-20°C	-5°C	-20°C



MODEL	CASING	DIAPHRAGM	CONNECTIONS	PORTS
D020	P = PP KC = PVDF+CF O = POMc S = SS	HT = HYTREL+PTFE MT = SANTOPRENE+PTFE H = HYTREL M = SANTOPRENE	1 = BSP 2 = FLANGE 5 = NPT	T = STANDARD

# D25



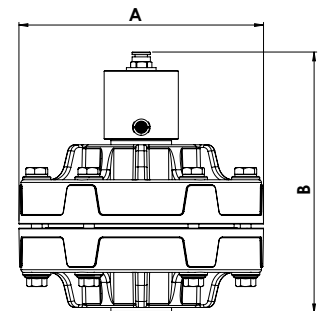
PP

Fluid connections **1" BSP**  
 Air connection **8 mm**  
 Max air pressure **8 bar**  
 Capacity Volume **200 CC ~**

**ATEX ZONE 2** certification as Standard and, on request, **ATEX ZONE 1**.

**APPLY TO:**  
55 - 60 - 90 - 120

	PP	PVDF	POMc	AISI
<b>A (mm)</b>	181	181	181	181
<b>B (mm)</b>	195	195	195	182
<b>Net Weight Kg</b>	1,75	2	1,9	6,7
<b>Max Temperature</b>	+65°C	+95°C	+80°C	+95°C
<b>Min Temperature</b>	-4°C	-20°C	-5°C	-20°C



PVDF+CF



POMc



AISI

MODEL	CASING	DIAPHRAGM	CONNECTIONS	PORTS
D025	P = PP KC = PVDF+CF O = POMc S = SS	HT = HYTREL+PTFE MT = SANTOPRENE+PTFE H = HYTREL M = SANTOPRENE D = EPDM N = NBR	1 = BSP 2 = FLANGE 5 = NPT	T = STANDARD AB = SS

# D40



PP

Fluid connections **1 1/2 BSP**  
 Air connection **10 mm**  
 Max air pressure **8 bar**  
 Capacity Volume **700 CC ~**

**ATEX ZONE 2** certification as Standard and, on request, **ATEX ZONE 1**.

**APPLY TO:**  
 170 - 252 - 400



PVDF+CF



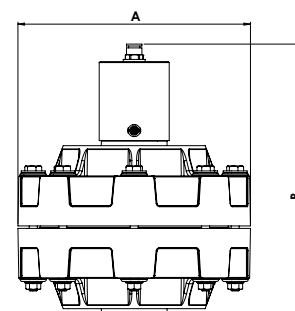
POMc



AISI

MODEL	CASING	DIAPHRAGM	CONNECTIONS	PORTS
D040	P = PP KC = PVDF+CF O = POMc S = SS	HT = HYTREL+PTFE MT = SANTOPRENE+PTFE H = HYTREL M = SANTOPRENE	1 = BSP 2 = FLANGE 5 = NPT	T = STANDARD

	PP	PVDF	POMc	AISI
<b>A (mm)</b>	231	231	231	231
<b>B (mm)</b>	270	270	270	267
<b>Net Weight Kg</b>	4	4,6	4,2	5,6
<b>Max Temperature</b>	+65°C	+95°C	+80°C	+95°C
<b>Min Temperature</b>	-4°C	-20°C	-5°C	-20°C



# D50



PP

Fluid connections **2" BSP**  
 Air connection **12 mm**  
 Max air pressure **8 bar**  
 Capacity Volume **2900 CC ~**

**ATEX ZONE 2** certification as Standard and, on request, **ATEX ZONE 1**.

**APPLY TO:**  
 700 - 1000



PVDF+CF



ALU



AISI

MODEL	CASING	DIAPHRAGM	O-RING	CONNECTIONS	PORTS
D050	P = PP KC = PVDF+CF A = ALU S = SS	HT = HYTREL+PTFE MT = SANTOPRENE+PTFE H = HYTREL M = SANTOPRENE D = EPDM N = NBR	D = EPDM V = VITON N = NBR T = PTFE	1 = BSP 2 = FLANGE 5 = NPT	AB = STANDARD

	PP	PVDF	ALU	AISI
<b>A (mm)</b>	404	404	400	402
<b>B (mm)</b>	425	425	425	408
<b>Net Weight Kg</b>	14	17	14,5	21,6
<b>Max Temperature</b>	+65°C	+95°C	+80°C	+95°C
<b>Min Temperature</b>	-4°C	-20°C	-5°C	-20°C

